

# Weekly Report

Marius Peter

UCLA  $I^2BL$

July 12th, 2019

# Outline

1 Key Progress

2 Roadmap

3 Questions

# ITP Location Selector

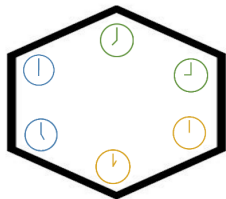
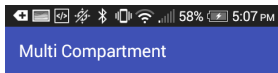
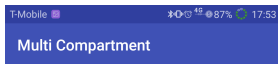
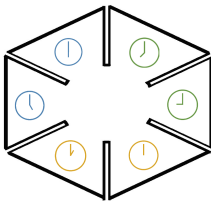


Figure 1: GUI on Wednesday



Perform ITP



Checking permissions...



Figure 2: Gui on Friday

Added:

- Serves toast confirming dataSend

Replaced:

- Leaf background with neutral hexagon

Removed:

- Superfluous toast messages

# App Output

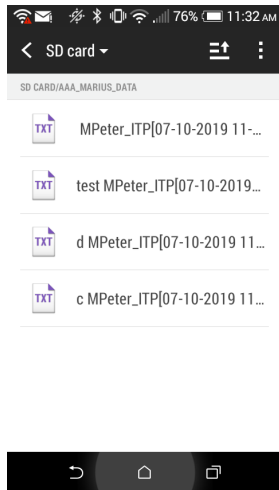


Figure 3: Initial .txt file output



Figure 4: Contents of the ITP\_a\_<date+time>.txt file

# Enforced Naming Conventions

- File name structure:  
ITP\_<padName>\_<date+time>.txt
- File data structure:  
date | hr:min:sec | secElapsed | ITP

# ITP & Sensing Plots

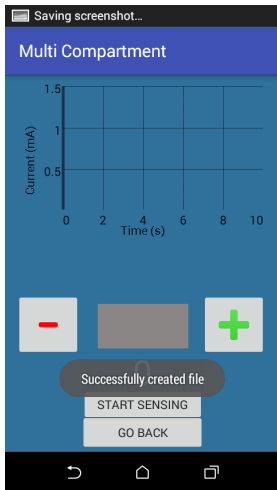


Figure 5: Plot after performing ITP

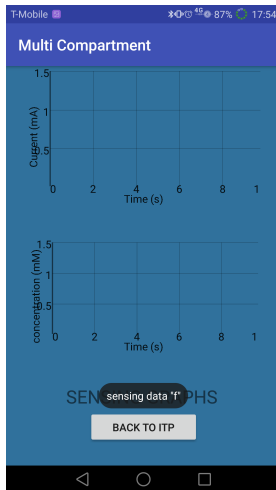


Figure 6: Plot after sensing

# Sensing Activity

Added:

- Realistic representation of sensor board
- Confirmation toasts & log messages (level: info)

Replaced:

- Buttons with clock icons

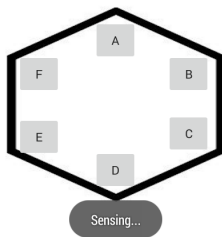
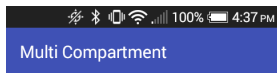
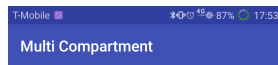


Figure 7:



Perform Sensing

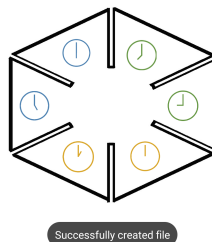


Figure 8:

# Roadmap for Upcoming Week

## 1 Frontend:

- ITP/Sensing graphs
- Setting ITP current (0-9)
- Sensing data from BT

## 2 Backend:

- Complete data retrieval from BT device

## 3 Over the weekend:

- Learn Android BT interface for 4.4 *KitKat* and 6.0 *Lollipop*
- Learn Android *Material UI* specifications for clean GUI presentation



- 1 What are the top 3 priorities for the upcoming week?